




Your Safety Moment

October 26, 2011

About **34%** of our WCMP incidents so far this year are hand / finger related. Recently, **two** of those incidents were recordable injuries as described below:

DO NOT
Use the Wrong tool

Use the wrong tool particularly homemade or personal pocket knives and blades

USING THE WRONG HAND TOOL

- On September 27th, worker was installing ground wire. While stripping the insulation covering off the wire, the knife blade slipped, cutting through the worker's leather glove. This resulted in a laceration to the base of the thumb. The worker notified the supervisor immediately and was taken to the Kearsley Medical and 6 sutures were administered to close the wound.

DO
Wear Proper PPE




Always wear the proper hand protection for the job specific hazards.



HAND POSITIONING

- On October 6th, worker got their right hand ring finger pinched between two 72" V pulleys. Work was immediately stopped and scene was frozen. Worker reported to supervisor and was taken to Medical Center. Finger was fractured in two places and six sutures were required.

LEARNINGS



- Make sure a pre-job Hazard Assessment is completed before starting the work.
- Continue to reinforce the use of the JSA for identifying the type of work and the appropriate preventative and mitigating action. Be specific in identifying hazards. Be descriptive (i.e. Slash, Crush, Amputate).
- Stop** and Think
 - Focus** attention on the task.
 - Self-assess** the task and the worker
 - Identify and eliminate** unsafe behaviours and hazardous conditions.
 - Create a culture where workers are **constantly assessing** their own actions and work site for hazards
 - Step back and assess
- Use intrinsically safe tools in which the knife blade is hidden in an enclosure such that your hands cannot be exposed to it.
- If a better tool exists, ask for it.
- Choose the right PPE:
 - There are many different types of gloves – protect yourself with gloves **suitable** for the particular job being performed.
 - Remember to reference our WCMP PPE Guide to help on selection, use, and care of PPE appropriate for project activities.**

DO NOT
Generalize Hazards

DO NOT generalize hazards such as 'crush points' in the JSA without identifying the specific hazard

DO
Observe & Intervene

Be observant of where your own hands are at all times. Observe and intervene to save the hands of your coworkers